

Defending a Castle

By Ms Surawy
www.SchoolHistory.co.uk

Here is a list of features on castles in the Middle Ages that would help to defend it.

Key Feature






Description

| | |
|-------------------|---|
| Drawbridge | The gaps in the battlements |
| Machicolations | The wooden bridge which could be raised in times of danger |
| Arrow Slits | These were circular, going round and round and allowed defenders to use their swords |
| Gun Loops | The top of the castle walls |
| Portcullis | Arrow slits with a round hole for firing musket guns |
| Spiral Staircases | A place where the wall jutted out, with holes through which boiling oil could be poured on the attackers below. |
| Towers | Metal gates which could be lowered to block the doorway |
| Merlons | Narrow windows through which defenders could fire arrows |
| Embrasures | Heavily protected entrance |
| Battlements | Higher than the walls and jutting out from them to allow defenders to fire at people who had reached the walls |
| Walls | Their height and thickness was the best defensive feature of the castle |
| Gatehouse | the uprights in the battlements |

MATCH THE KEY FEATURE TO THE CORRECT DESCRIPTION BY READING

THE INFORMATION SHEET CAREFULLY

Look at the pictures. Work out what they show. Use the list from your last work to get your answers from



Answers

- 1.....
- 2.....
- 3.....
- 4.....
- 5.....
- 6.....